



1 - - 2

3

4

5-

合并及公司资产负债表

2025年6月30日

项目	2025年6月30日	2024年12月31日
流动资产		
货币资金	1,234,567	1,123,456
应收账款	2,345,678	2,234,567
预付款项	345,678	334,567
其他流动资产	456,789	445,678
非流动资产		
固定资产	5,678,901	5,567,890
无形资产	678,901	667,890
长期股权投资	789,012	778,901
其他非流动资产	890,123	889,012
负债		
短期借款	1,234,567	1,123,456
应付账款	2,345,678	2,234,567
预收款项	345,678	334,567
其他流动负债	456,789	445,678
长期借款	5,678,901	5,567,890
其他非流动负债	678,901	667,890
所有者权益		
股本	1,000,000	1,000,000
资本公积	2,000,000	2,000,000
盈余公积	3,000,000	3,000,000
未分配利润	4,000,000	4,000,000

合并及母公司资产负债表(续)

	合并	母公司	合并	母公司
流动资产：				
货币资金	23,402,953.04	101,313,813.86	255,078,354.02	129,181,326.18
应收账款				
预付款项				
其他应收款				
存货				
流动资产合计				
非流动资产：				
长期股权投资				
固定资产				
无形资产				
非流动资产合计				
负债：				
流动负债：				
应付账款				
应付债券				
租赁负债	175,481.23	175,481.23	327,580.56	298,306.23
长期应付款	7,440,000.00			
其他流动负债				
流动负债合计	7,615,481.23	175,481.23	327,580.56	298,306.23
非流动负债：				
递延所得税负债	9,464,958.35	9,493,734.27	9,624,774.31	9,688,930.51
其他非流动负债				
非流动负债合计	9,464,958.35	9,493,734.27	9,624,774.31	9,688,930.51
负债合计	17,080,439.58	10,669,215.50	13,952,354.87	10,987,236.74
所有者权益：				
实收资本	1,000,000.00	1,000,000.00	1,000,000.00	1,000,000.00
资本公积				
盈余公积				
未分配利润				
所有者权益合计	23,402,953.04	101,313,813.86	255,078,354.02	129,181,326.18
负债和所有者权益总计	40,483,392.62	211,983,029.36	399,030,708.89	230,168,562.92

合并及公司利润表

2025年6月

编制单位：赛隆药业集团股份有限公司

单位：人民币元

项 目	本年累计金额		上期累计金额	
	合并	母公司	合并	母公司
一、营业收入	135,707,334.41	93,926,297.51	156,062,416.75	88,253,692.83
减：营业成本	91,009,911.29	62,385,116.16	83,059,847.92	61,067,807.77
税金及附加	1,987,513.51	324,567.27	2,147,107.82	240,054.41
销售费用	12,906,339.92	7,080,051.34	29,034,096.02	20,746,856.50
管理费用	22,133,744.13	7,922,198.45	22,552,544.33	7,398,800.00
研发费用	10,282,255.43	2,896,846.21	11,398,467.91	3,266,285.00
财务费用	3,778,429.20	1,333,249.56	2,770,821.06	480,429.00
其中：利息费用				
利息收入				
资产减值损失（损失以“-”号填列）	-1,609,028.35	-859,591.51	-3,248,401.56	-1,751,331.80
信用减值损失（损失以“-”号填列）			2,339.16	-74,936.22
公允价值变动收益（损失以“-”号填列）			71,993.44	71,993.44
其他收益	40,574,428.77	29,000,000.00	40,574,428.77	29,000,000.00
加：营业外收入	4,033.95	2,242.25	261,425.75	12,244.34
减：营业外支出	281,814.41	208,042.68	269,263.73	34,480.46
利润总额（亏损总额以“-”号填列）	119,221.68	-113,371.33	631,782.95	-82,454.95
减：所得税费用				
净利润（净亏损以“-”号填列）	119,221.68	-113,371.33	631,782.95	-82,454.95
归属于母公司股东的净利润（亏损以“-”号填列）	119,221.68	-113,371.33	631,782.95	-82,454.95
五、其他综合收益				
归属于母公司股东的其他综合收益的税后净额				

合并及公司现金流量表

	2025年1-9月	2024年1-9月	2023年1-9月	2022年1-9月
经营活动产生的现金流量	124,922,042.06	164,029,881.36	110,550,500.00	31,504,010.00
投资活动产生的现金流量	(2,857.42)	(11,852,340.27)	(11,852,340.27)	(11,852,340.27)
筹资活动产生的现金流量	(119,224,808.10)	(120,544,934.07)	(120,544,934.07)	(120,544,934.07)
经营活动现金流出小计	124,922,042.06	164,029,881.36	110,550,500.00	31,504,010.00
经营活动产生的现金流量净额	(119,224,808.10)	(120,544,934.07)	(120,544,934.07)	(120,544,934.07)
投资活动产生的现金流量净额	(2,857.42)	(11,852,340.27)	(11,852,340.27)	(11,852,340.27)
筹资活动产生的现金流量净额	(119,224,808.10)	(120,544,934.07)	(120,544,934.07)	(120,544,934.07)
现金及现金等价物净增加额	(341,301,963.62)	(352,942,208.41)	(352,942,208.41)	(352,942,208.41)
期初现金及现金等价物余额	341,301,963.62	352,942,208.41	352,942,208.41	352,942,208.41
期末现金及现金等价物余额	0.00	0.00	0.00	0.00

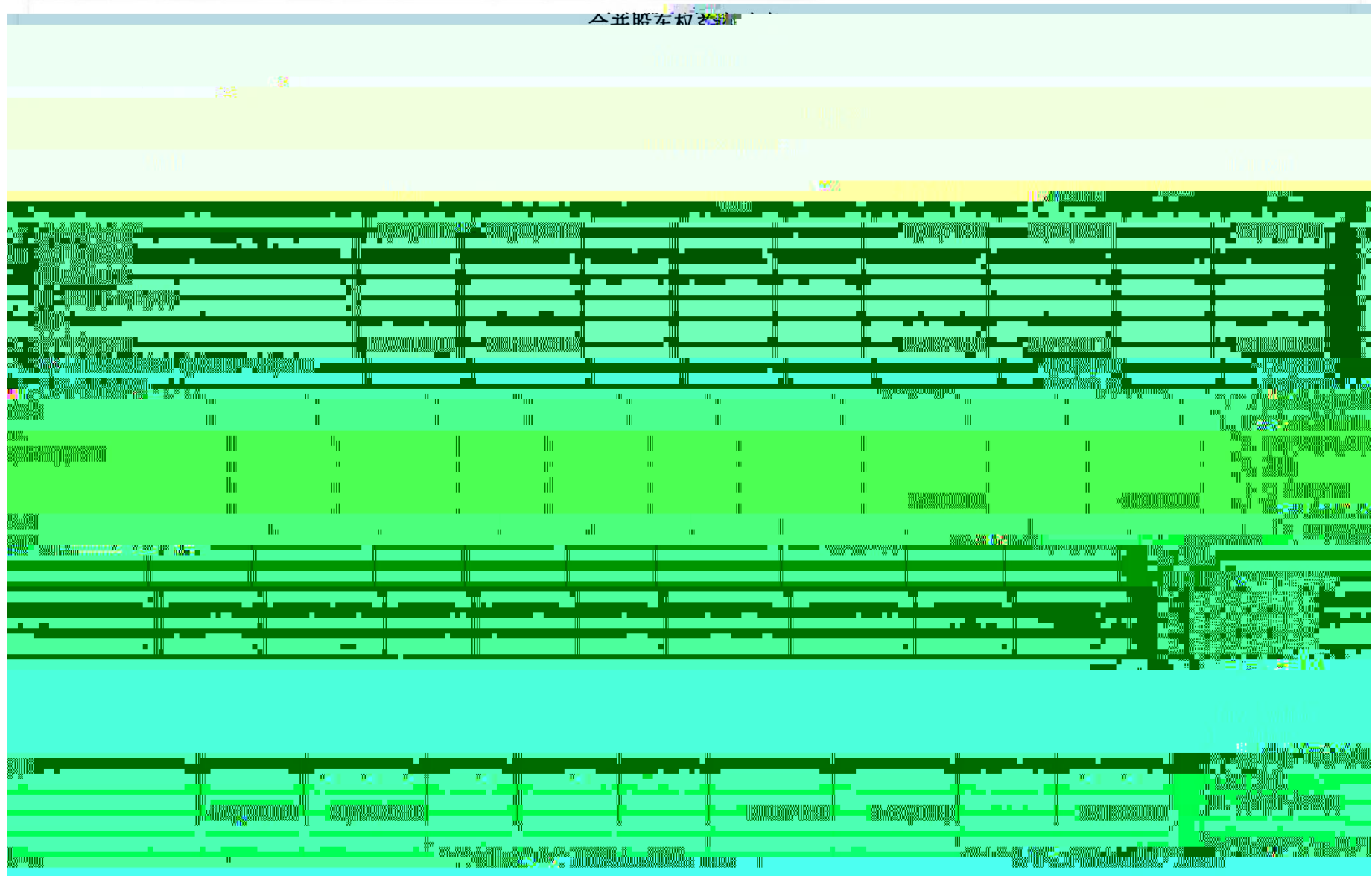
合并股东权益变动表

2025年半年度

编制单位：赛隆药业集团股份有限公司

单位：人民币元

项目	2025年半年度		2024年半年度		2024年度	
	期初余额	期末余额	期初余额	期末余额	期初余额	期末余额
一、股本	1,000,722,411.00	1,000,722,411.00	1,000,722,411.00	1,000,722,411.00	1,000,722,411.00	1,000,722,411.00
二、其他权益工具						
三、资本公积	1,000,722,411.00	1,000,722,411.00	1,000,722,411.00	1,000,722,411.00	1,000,722,411.00	1,000,722,411.00
四、盈余公积	1,000,722,411.00	1,000,722,411.00	1,000,722,411.00	1,000,722,411.00	1,000,722,411.00	1,000,722,411.00
五、未分配利润	1,000,722,411.00	1,000,722,411.00	1,000,722,411.00	1,000,722,411.00	1,000,722,411.00	1,000,722,411.00
六、所有者权益合计	4,003,867,644.00	4,003,867,644.00	4,003,867,644.00	4,003,867,644.00	4,003,867,644.00	4,003,867,644.00
七、负债						
八、所有者权益变动表						
（一）综合收益总额						
（二）所有者权益内部结转						
1. 资本公积转增股本						
2. 盈余公积转增股本						
3. 盈余公积弥补亏损						
4. 其他						
（三）专项储备						
1. 本期提取						
2. 本期使用						
（四）其他						
四、本年年末余额	176,000,000.00	288,469,403.58	176,000,000.00	288,469,403.58	176,000,000.00	288,469,403.58



公司股东权益变动表

2025年半年度

编制单位：赛隆药业集团股份有限公司

单位：人民币元

项目	2025年半年度		2024年半年度		2024年度		2023年度		其他权益工具持有者投入和减少	其他	所有者权益合计
	期初余额	期末余额	期初余额	期末余额	期初余额	期末余额	期初余额	期末余额			
股本	176,000,000.00	176,000,000.00	176,000,000.00	176,000,000.00	176,000,000.00	176,000,000.00	176,000,000.00	176,000,000.00			176,000,000.00
资本公积	276,648,306.57	276,648,306.57	276,648,306.57	276,648,306.57	276,648,306.57	276,648,306.57	276,648,306.57	276,648,306.57			276,648,306.57
盈余公积											
未分配利润											
所有者权益合计	452,648,306.57	452,648,306.57	452,648,306.57	452,648,306.57	452,648,306.57	452,648,306.57	452,648,306.57	452,648,306.57			452,648,306.57
其他权益工具持有者投入和减少											
其他											
所有者权益合计	452,648,306.57	452,648,306.57	452,648,306.57	452,648,306.57	452,648,306.57	452,648,306.57	452,648,306.57	452,648,306.57			452,648,306.57

2002 4 3
91440400737568573N

21 2014 12 A
31 2

31 2 21
31 2 21

27 2025 8

" "

15 — 2023

21 26 17 20

2025

1

30

2025

2025 6

2

1 1

12 31

3

12

4

5

1%

10%

500

500

10%

2

3

7

1

2

"

"

3

4

11

1

2

•

2025

4

5

12

6

•

•

2025

- 14 —
-
-

12

12

12

12

12

A

• 1

B

• 1

• 2

/

/

• 1

• 2

• 3

A

•

1

12

12

•

•

•

2025

7

8

e

e

13

1

2

3

4

5

2025

14


1

2025

1

2

22 —



2025

20%

20%

20%


50%

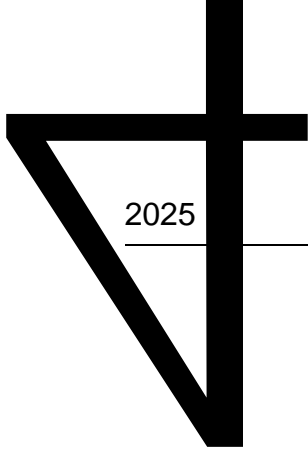
4

14

5

2





2025



2

		I	I
20-50		3.00	4.85-1.94
5 10		3.00	19.40 9.70
5		3.00	19.40
5		3.00	19.40

- "

3

Ü

19

1

2

3

3

20

2025

50

5-10

5-10

5

10

22

21

2025

23

24

1

2025

2

3

C

,\$

& V ' K•I

"


"

1

2

1

2



1

2 a "

a "

30

1

a "

a "

a "



22

4

140 — —

2025

31

1

13 —

2

3

22

32

2022 136

”

“

“ ”

33

2025

2022 10 18

GR202243001064

2022

2024 15%

2023 10 16

GR202343000097

2023 2025 15%

2023 6 25%
20%

2023 43
2023 1 1 2027 12 31
5%

2025

1

	10,219.00	8,931.00
	6,712,365.91	47,905,576.80
	154,876.79	928,875.36
	ž, ++ž(%"+\$	(, ž, ('ž', '%)*

2

6,041,369.49	6,041,369.49	12,567,483.89	12,567,483.89
--------------	--------------	---------------	---------------

2025

	2,886,071.41
--	--------------

3

1

1		88,302,569.66	68,257,104.41
1	2	6,350,451.49	499,471.36
2	3	35,394.47	285,996.61
3	4	577,644.88	451,556.30
4	5	143,729.90	184,776.00
5		471,200.00	335,200.00
		-)ž, , \$ž- -\$" (\$	+ \$ž\$%(ž%\$ ("* ,
		4,476,066.46	2,967,129.65
		-%ž(\$ (ž-&'"- (*+ž\$ (*ž-+)"\$'

2

	fl i ĺ		fl i ĺ		
95,880,990.40	100.00	4,476,066.46	4.67	91,404,923.94	
95,880,990.40	100.00	4,476,066.46	4.67	91,404,923.94	
-)ž, , \$ž- -\$" (\$	%\$\$\$	(ž(+*ž\$**" (*	("**+	-%ž(\$ (ž-&'"- (

	fl i ĺ		fl i ĺ		
--	--------	--	--------	--	--

2025

ê

2025

	6,535,180.44	20,061,885.61
-		
	ž)')ž%, \$"((&\$ž\$%ž, ,)" *%
<hr/>		
<hr/>		
<hr/>		
21,740,937.61		
<hr/>		

5

1

		I		I
1	3,372,320.93	90.62	2,647,719.55	87.55
1 2	139,800.47	3.76	165,774.48	5.48
2 3	101,717.67	2.73	100,620.71	3.33
3	107,508.51	2.89	110,020.66	3.64
	'ž+&%ž' (+) ,	%%\$"\$	'ž&(ž%)')" (\$	%%\$"\$

2 ž 7

3

2025

~~B~~ L i

2025

6		9	77
938,517.01	48.31	453,390.3	485,126.6
2,793,252.3	10.00	279,325.2	2,513,927.6
5		4	11
'ž+'%ž+'*-'	%-'* , +'&ž+%)"	&ž---ž)"	"
*		-	++

	%		
200,000.0	100.00	200,000.0	
0		0	
350,000.0	100.00	350,000.0	
0		0	
350,000.0	100.00	350,000.0	
0		0	
))\$z\$\$\$"	%)\$z\$\$\$"))\$z\$\$\$"))\$z\$\$\$"
\$	%)\$z\$\$\$"	\$	\$

④

12	()	()	
732,715.59		550,000.00	1,282,715.59

--
--
--
--

83,591.54		83,591.54	
-----------	--	-----------	--

,%*ž' \$+%"'))\$z\$\$\$" %ž' **ž' \$+%"'

⑤

		fil	
1,276,967.19	1-2 ,5	25.77	127,696.72
934,000.00	2-3	18.85	93,400.0

2025

8

4,444,808.77	1,027,508.12
96,815.67	182,908.18
(ž) (%ž* & (" ((%ž&%ž (%*"" \$

9

1	1,662,231. 72	1,662,231. 72	5.55%
	%ž* & ž& * %" +&	%ž* & ž& * %" +&))) !

10

4,900,000.00	4,900,000.00
--------------	--------------

8	"	"	2020	4
	2020	6	25	

1000	510	51%	49%
------	-----	-----	-----

30

2025

51%



2025

8.31%

41,550,000.00

11

- 1. 21,998,062.36
- 2.
- 1
- 2 \ \
- 3 a "

2025

12

	321,394,012.31	332,175,631.30
	'&%ž' - (ž\$%&'%'%	' '&ž%+)ž* '%''\$

1

①

2025

1

①

3,794,022.82	3,794,022.82	2,434,170.44	2,434,170.44
2,482,715.97	2,482,715.97	3,392,847.47	3,392,847.47
-	-	65,108.80	65,108.80
*ž+*ž+', "+-	! *ž+*ž+', "+-)ž, -&ž&*"+%	!)ž, -&ž&*"+%

②

500,948,900.00	46.47	46.47%
312,000,000.00	30.42	30.42%
,%ž- (,ž- \$\$\$		

14

U ž 9 ..

U ž 4 E P

2025

1.		1,985,766.81
2.		1,065,439.74
1		1,065,439.74
2		
3.		
1		
2		
3		
4.		3,051,206.55
1.		
2.		
1		
2		
3.		
1		
2		
3		
4.		
1.		63,099,722.24
2.		64,165,161.98

55

15

1

1.2024.12. 31	72,069,340.0 0	127,000.0 0	27,517,639.4 6	2,016,827.6 5	206,829.7 0	101,937,636.8 1
2.	-	-	3,979,508.26	16,000.00	-	3,995,508.26
1	-	-	-	16,000.00	-	16,000.00
2	-	-	3,979,508.26	-	-	3,979,508.26
3.	-	-	-	-	-	-
1	-	-	-	-	-	-
4.2025.6.3 0	72,069,340.0 0	127,000.0 0	31,497,147.7 2	2,032,827.6 5	206,829.7 0	105,933,145.0 7
	-	-	-	-	-	-
1.2024.12. 31	13,482,661.3	127,000.0	13,242,154.9	1,500,316.8	110,304.7	28,462,437.79

2025

	1	0	2	5	1	
2.	720,829.50	-	1,435,890.70	153,953.02	10,341.06	2,321,014.28
1	720,829.50	-	1,435,890.70	153,953.02	10,341.06	2,321,014.28
2	-	-	-	-	-	-
3.	-	-	-	-	-	-
1	-	-	-	-	-	-
2	-	-	-	-	-	-
4.2025.6.30	14,203,490.81	127,000.00	14,678,045.62	1,654,269.87	120,645.77	30,783,452.07
	-	-	-	-	-	-
1.2024.12.31	-	-	5,762,445.90	-	-	5,762,445.90
2.	-	-	-	-	-	-
1	-	-	-	-	-	-
2	-	-	-	-	-	-
3.	-	-	-	-	-	-
1	-	-	-	-	-	-
2	-	-	-	-	-	-
4.2025.6.30	-	-	5,762,445.90	-	-	5,762,445.90
	-	-	-	-	-	-
1.2025.6.30	57,865,849.19	-	11,056,656.20	378,557.78	86,183.93	69,387,247.10
2.2024.12.31	58,586,678.69	-	8,513,038.64	516,510.80	96,524.99	67,712,753.12

①

29.73%

②

12

2

16

20mg	15,425,198.1 1	415,447.2 8	15,840,645. 39
	13,336,690.5 2		13,336,690. 52
	10,945,049.7 6	22,092.86	10,967,142. 62
	3,228,487.90	67,142.03	3,295,629.9 3
	1,756,052.93		1,756,052.9 3
	915,501.12	139,594.4 6	1,055,095.5 8
	902,238.93	69,274.92	971,513.85
	757,533.59	77,831.86	835,365.45
	743,533.85	53,506.89	797,040.74
	698,818.74	33,332.49	732,151.23
	653,400.69	-2,944.65	650,456.04
	483,896.10	155,039.3 7	638,935.47
	372,549.245		

2025

2026	225,653.31	432,628.25
2027	3,678,426.06	3,849,671.05
2028	5,113,591.21	5,099,101.91
2029	65,245,648.69	77,594,319.25
2030	135,491,123.95	132,512,135.99
2031	61,318,087.56	61,318,087.56
2032	77,560,314.26	82,104,182.90
2033	49,892,038.90	49,892,038.90
2034	31,788,429.47	32,645,820.31
2035	35,729,923.51	

(*+ž***ž((, "-- ((+ž\$-%ž)+- "-&

19

563,941.27	563,941.27	358,508.64	358,508.64
177,763.50	177,763.50	264,812.79	264,812.79

+(%ž+\$("++ ! +(%ž+\$("+ * &'ž' &%"(! * &'ž' &%"(

20

137,254,041.31	112,053,483.81	12
68,069,340.00	55,245,848.27	15

&\$)ž' &'ž', %" %*+ž&- -ž' '&'\$, %

876,000.00	876,000.00
181,692,969.25	137,453,311.35
68,069,340.00	55,926,677.81

&)\$ž* ', ž'\$- "&) %- (ž&)ž- , - "%*

21

d

2025

	3,523,841.10	5,365,893.21
	*\$z, &%z+ (-"+&	*\$z%%, z' * , "&'

24

	12,497,388.70	11,507,061.52
	%&z(-+z' , "+\$	%%&z)\$+z\$ *%")&

25

2025

	&'ž- -\$ž&*% ", %		*ž&* ,ž+&-" ((
2					
		4,281,030.18		15,464,781.04	
29					
		2,886,071.41		6,311,204.82	
		1,624,660.52		1,011,793.30	
		(ž)%\$ž+'%" - '		+ž' &&ž- - , "%&	
30					
		851,168.76	5.50%	3,485,316.67	5.50%
		31,639,093.05	2.95%-5.1%	32,643,412.77	2.95%-5.1%
		32,490,261.81		36,128,729.44	
		23,990,261.81	2.95%-5.5%	6,268,729.44	2.95%-5.5%
		,ž)\$ž\$\$\$\$\$\$		&-ž, *\$ž\$\$\$\$\$\$	

1

	2024	8	29						
				1,000					
				2024	8	29	2027	8	28
	2025	6	30	50		950			
				2023	4	26			
							2,500		
							2023	4	26
	2026	4	26	2025	6	30	290		2,210
							5		2

2

12 1

2025

31

		596,269.76	828,892.69
		420,788.53	501,312.13
		%+)ž(,%"&'	'&+ž), \$") *

2025		13,889.30	-
	13,889.30		

32

		7,448,149.47	11,514,692.55
		11,729,179.65	26,979,473.59
		11,729,179.65	26,979,473.59
		4,281,030.18	15,464,781.04
		+ž((, ž%(-" (+	%%ž)% (ž* - &")

33

	72,893,675.62	44,111,179.36	138,999,211.87	74,924,141.38
	6,286,296.64	6,515,148.95	3,761,061.93	3,560,879.46
AI	53,982,300.88	41,296,527.38		



24

2025

	9,180.00	7,620.00
	-	2,521.87
	%ž- , +ž) % ") %	&ž% (+ž%\$+ " , &

41

	7,226,179.38	20,910,281.07
	3,631,471.21	5,567,486.50
	680,446.16	813,908.36
	258,995.29	254,166.55
	219,136.94	384,209.79
	177,751.83	241,537.44
	154,309.16	161,324.92
	109,828.19	32,608.80
	104,181.90	170,476.12
	344,039.86	498,096.47
	%&ž- \$ *ž' ' -" -&	&-ž\$' (ž\$- *"\$&

42

	8,738,592.06	8,401,713.74
	5,102,073.73	6,259,031.88
	1,909,025.58	1,106,986.46
	1,629,106.28	1,321,027.32
	1,588,550.44	387,649.53
	928,090.57	779,953.14
	767,448.81	696,395.42
	495,393.45	486,641.52
	422,039.10	477,305.40
	336,344.05	394,180.59
	101,380.69	228,032.08
	37,730.14	300,021.44
	77,969.23	1,713,605.81
	&&ž% ' 'ž+ ("% '	&&ž) &ž) ((" ' '

43

	4,330,767.27	4,340,327.40
	2,345,642.89	3,410,971.17
	2,253,629.42	2,143,566.69
	167,382.53	59,450.04
	111,392.88	285,400.22

2025

	83,712.63	286,621.40
	44,162.45	47,002.83
		40,094.34
	945,565.36	785,033.82
	%)ž&, &ž&))"('	%%ž' - ,ž('*+''-%

44

	3,824,902.39	2,956,199.60
	67,005.41	220,431.52
	20,532.22	35,052.98
	'ž++ ,ž(&-'&\$	&ž++\$ž, &%"\$*

45

	307,636.34	284,195.83
	26,669.60	28,811.68
	-720,947.45	904,478.03
	39,031.10	
	!' (+ž*%"(\$ (%	%%ž&%+ž(,)") (

46

	-59,423.97	90,160.16
	!) -ž(&' "-+	-\$ž%*\$%"%*

47

"-

-1,525,436.81	-3,363,366.92
-83,591.54	114,910



2025

49

“-”

-	-14,278.22	71,993.44
---	------------	-----------

50

2025

"_"

-1,158,344.16 -1,335,141.23

1,983,221.68 631,782.95

53

1

705,460.00 167,591.95

186,500.00 181,348.86

14,288.98 44,428.75

91,990.42 220,431.52

121,137.67 160,323.45

%2%%-z' ++'\$+ ++(z%&(")'

2

18,547,869.58 28,856,259.27

72,500.00 1,691,860.11

636.40 140,000.00

458,592.00 2,896.65

53

2025

128,134,459.63	84,900,000.00	92,798,085.44	2,567,464.11	465,984.48	123,269,822.78
36,128,729.44		4,423,255.01	784,787.37		32,490,261.80
26,979,473.59		14,351,794.27	596,529.89	-1,495,029.56	11,729,179.65
-1,662,231.72			-137,768.28	1,800,000.00	-
828,892.69		246,512.23	13,889.30		596,269.76
%-\$i(\$-i* &''**'	, (i-\$\$\$''\$\$	%%%i, %-i* (*''-)	'i, &(i-\$&''-	! ++\$i-) ("-&	%* ,i\$,)i) ' '' --

①

② " "

54

1

%

-14,832,154.91

1,764,681.15

2025

47,967,383.16

85,106,067.36

2025

1

4,330,767.27	1,197,452.52	4,340,327.40	2,505,337.60
2,345,642.89	140,325.58	3,410,971.17	744,229.85
2,253,629.42	47,942.11	2,143,566.69	124,150.17
-	-71,417.74	-	1,214,927.38
111,392.88	1,151,698.11	285,400.22	578,960.00
945,565.36	-45,886.27	785,033.82	305,962.89
-	-	40,094.34	263,639.00
83,712.63	816,600.47	286,621.40	209,257.44
44,162.45	85,238.07	47,002.83	419,064.60
167,382.53	12,078.29	59,450.04	1,373.53

%)& , & z&))" (' ' z' ' (z\$ '% "% (% % z' - , z (* + "- % * z' * z - \$& " (*

2

	2025	2017
	2027	2017
20mg	2027	2022

16

1

28,000,000. 00	100.0 0
-------------------	------------

2025

2024 49.09% 57.74% 2024 66.81% 56.03%

2

10,310

7,006

12,326.98				12,326.98
6,082.17				6,082.17
650.53				650.53
2,869.21				2,869.21
451.07				451.07
	100.00	750.00		850.00
	17.55			17.55
	469.19	275.62		744.81
22,379.96	586.74	1,025.62	-	23,992.32

12,813.45				12,813.45
219.00				219.00
6,011.84				6,011.84
919.77				919.77
2,223.48				2,223.48
732.30				732.30
	1,096.00	1,190.00	700.00	2,986.00
	26.98	5.78		32.76

2025

	824.45	327.02		1,151.47
22,919.84	1,947.43	1,522.80	700.00	27,090.07

3

(

2025

1

6,535,180.44		6,535,180.44
	4,900,000.00	4,900,000.00
6,535,180.44	4,900,000.00	11,435,180.44

2

6,535,180.44

3

C

2025

4



2025

203,450,000.00

41,550,000.00 2021 4 12

25,000,000.00 2023 4 26 2026 4 26

33,054,079.92 2023 3 16 2025 4 25

65,000,000.00 2020 3 23 2026 1 31

10,000,000.00 2024 12 2 2025 12 2

19,436,421.60 2024 6 28 2027 6 28

10,000,000.00 2024 5 30 2025 3 1

10,000,000.00 2025 3 5 2026 3 5

2025

10,000,000.00						
	2024	8	23	2025	11	3
30,000,000.00						
	2024	8	29	2027	8	28
10,000,000.00						
	2024	12	2	2025	12	2
10,000,000.00						
	2024	5	30	2025	3	1
10,000,000.00						
	2024	3	5	2026	3	5
10,000,000.00						
	2024	9	29	2025	9	29
10,000,000.00						
	2025	2	25	2026	2	24
10,000,000.00						
3						
	15			15		
				2,777,134.45		2,460,434.17

1,

ΕΛΛΗΝΙΚΗ ΔΗΜΟΚΡΑΤΙΑ - ΥΠΟΥΡΓΕΙΟ ΠΑΙΔΕΙΑΣ, ΕΡΕΥΝΑΣ ΚΑΙ ΘΡΗΣΚΕΥΜΑΤΩΝ

6 1

0

5



2020 3 19 "

"

10,445 /

700 / /

2 12

10%³/₄

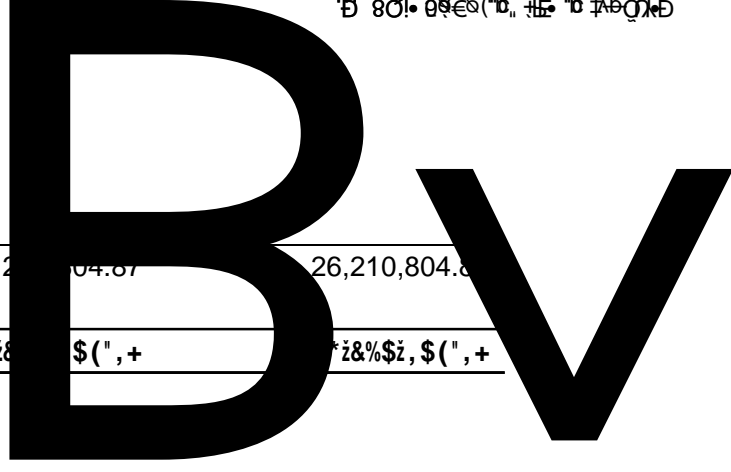
2025

2	3	26,575.00	205,596.61
3	4	-	5,575.00
4	5	-	-
5		335,200.00	335,200.00
		+-ž()%ž(' ''+\$	(-ž, (-ž') -"+&
		2,022,955.74	1,217,110.50
		++ž(&, ž(++" - *	(, ž* ' &ž& (-"&&

		fl i ĺ		fl i ĺ		
		79,451,433.70	100.00	2,022,955.74	2.55	77,428,477.96
		44,148,635.18	55.57	2,022,955.74	4.58	42,125,679.44
		35,302,798.52	44.43			35,302,798.52
		+-ž()%ž(' ''+\$	\$\$\$"\$\$	&ž\$&&ž-)"+(&")	++ž(&, ž(++" - *

		fl i ĺ		fl i ĺ		
		49,849,359.72	100.00	1,217,110.50	2.44	48,632,249.22
		26,995,761.20	54.15	1,217,110.50	4.51	25,778,650.70
		22,853,598.52	45.85			22,853,598.52
		(-ž, (-ž') -"+&	\$\$\$"\$\$	%ž&%+ž%%"\$)	&"(((, ž* ' &ž& (-"&&

fl i ĺ



2025

26,210,804.87

& * ž \$ (" , +) ž & % \$ ž , \$ (" , +

2



1		192,325,367.87	101,078,216.05
1	2	167,661.76	100,327,769.39
2	3	964,000.00	3,906,542.46
3	4	20,000.00	30,000.00
4	5	25,347.20	20,847.20
5		1,576,524.41	1,688,613.49
		% -) ž \$ + , ž - \$	

2025

53,746.27

53,746.27

\$+ž (\$'++

\$+ž (\$'+
+

				fl i t	
(165,260,580.4	1		84.71	
	4				
	24,439,835.00	1		12.53	
	1,913,945.36	1		0.98	
	1,276,967.19	1-2	5	0.65	127,696.7
					2
	934,000.00	2-3		0.48	93,400.00
	%- 'ž, &)ž' &+ '-			--'')	&&%ž\$- *'+
	-				&

4

143,347,702	143,347,702	139,462,492.8	139,462,492
.80	.80	0	.80

28,000,000.00	28,000,000.00
50,000,000.00	50,000,000.00
5,000,000.00	5,000,000.00
500,000.00	500,000.00
55,000,000.00	55,000,000.00
500,000.00	500,000.00
462,492.80	1,957,210.0
	0
	1,928,000.0
	0
	2,419,702.80
	1,928,000.00

2025

	% ' -ž (*&ž (-&" , \$	'ž , ,)ž&%\$"\$ \$	% ('ž' (+ž+\$&" , \$
5			
1			
	41,316,685.77	27,204,132.88	60,347,547.22
	52,609,611.74	41,380,983.28	27,906,145.61
	- 'ž-&*ž&-+")%	* , ž) ,)ž%%*"%"*	, , ž&) 'ž* -&" , ' *%ž\$*+ž, \$+)" -
2			
	35,030,389.13	20,688,983.93	56,586,485.29
	6,286,296.64	6,515,148.95	3,761,061.93
	41,316,685.77	27,204,132.88	60,347,547.22
	47,477,168.14	36,789,381.06	21,441,249.98
	246,329.17	235,465.98	228,280.54
	4,886,114.43	4,356,136.24	6,236,615.09
	52,609,611.74	41,380,983.28	27,906,145.61
	- 'ž-&*ž&-+")%	* , ž) ,)ž%%*"%"*	, , ž&) 'ž* -&" , ' *%ž\$*+ž, \$+)" -
3			
	41,316,685.7	27,204,132.8	
	7	8	
	41,316,685.7	27,204,132.8	
	7	8	
			52,609,611.7
			41,380,983.2
			4
			8
			52,363,282.5
			41,145,517.3
			7
			0
			246,329.17
			235,465.98
	(%ž' %*ž* ,)" +	&+ž&\$ (ž% ' &" ,)&ž*\$-ž*%"%"+
	+	,	(

2025

6

		6,800,000.00
	-44,697.31	90,160.16
	!((ž* -+ " "%	*ž, -\$ž%*\$"%*

1

		-14,278.22
		307,636.34
		-59,423.97
		-277,780.46
		-851,815.71
		!, -)ž**&"\$&
		-140,621.83
		!+))ž\$(\$"%-
		-
		!+))ž\$(\$"%-

2

	I	
	-3.02	-0.0843
	-2.86	-0.0800

2025 8 27